

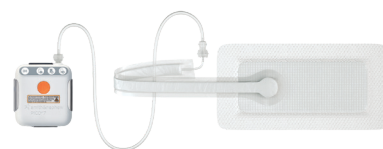


Fluid Management Packs (boxes of 5 dressings)

Quick reference guide

possiblewithpico.com

 **smith&nephew**
PICO[®] 7
Single Use Negative Pressure
Wound Therapy System



PICO[◊] 7

Fluid Management Packs


Flexibility that makes a difference

Fluid Management Packs of 5 dressings now available to order

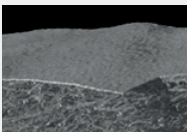
- ALL 10 dressing sizes included: (10x20cm, 10x30cm, 10x40cm, 15x15cm, 15x20cm, 15x30cm, 20x20cm, 25x25cm, small multisite, large multisite)
- Provides the flexibility to tailor therapy to patients clinical needs
- Minimizes waste and optimizes dressing utilization



PICO dressing with AIRLOCK[◊] Technology is constructed from four layers



1 A high moisture vapor transmission rate (MVTR) upper film




Based on the IV3000[◊] technology, the top layer aids in the **moisture evaporation**¹ of fluid while providing a **bacterial barrier**.²

3 Low airlock layer



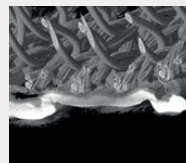
This pioneering AIRLOCK Technology cleverly enables an **even distribution of negative pressure** across the wound while also enabling the movement of exudate to pass through the dressing.³

2 Upper super-absorbent layer



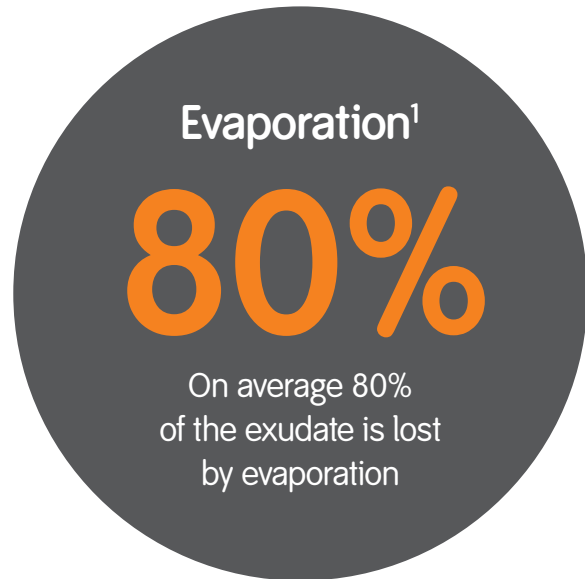
Composed of super absorbent materials to help keep the exudate **locked away from the wound**.³

4 Silicone adhesive perforated contact layer



Allows transmission of negative pressure to the wound bed and **reduces pain to the periwound area on dressing removal**.⁴

Absorption vs evaporation



PICO[®] indications

For patients who would benefit from a suction device (NPWT) as it may promote wound healing via removal of low to moderate exudate and infectious materials. Appropriate wound types include:

- chronic wounds
- acute wounds
- traumatic wounds
- sub-acute and dehisced wounds
- partial thickness burns
- ulcers (such as diabetic or pressure)
- flaps and grafts
- closed surgical incisions

PICO fillers and wound contact layers

PICO is compatible with standard NPWT gauze and foam where this is clinically appropriate – for example on a cavity wound. When a filler is used, the filler and the PICO dressing should be changed 2 to 3 times a week, according to local clinical protocol and manufacturers instructions.

PICO may be used over the top of a non adherent layer if required, for example over a skin graft.

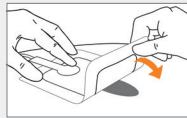
On infected wounds or wounds at risk of infection, the PICO system is compatible with ACTICOAT[®] Flex 3 and ACTICOAT Flex 7 Nanocrystalline Silver dressing.⁺⁵

Application guide



1. Clean and prepare wound according to local protocol.

Dress



2. Peel off the first release handle and place the dressing centrally over the wound. The port should be uppermost from the wound.

3. Remove the other two handles and smooth the dressing around the wound to prevent creasing.



Press

4. Insert the batteries into the device.

5. Join the device to the dressing by twisting together the tubing connectors.



6. Press the orange button to start the application of negative pressure. The green light will start to flash (indicates system working OK).

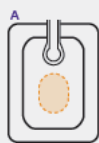
Go

7. Apply the fixation strips to each of the four sides of the dressing.

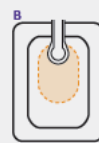
8. The device has a 7 day life and the dressing may be left in place for up to 7 days depending on the level of exudate.

9. When a filler is used, the filler and the PICO dressing should be changed 2 to 3 times a week.^{††}

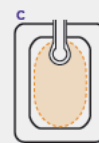
Dressing change indicator



A Dressing properly positioned and is acceptable to be left in place





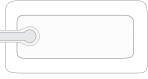




B Dressing requires change – port may block with fluid



C Dressing requires change – absorbent area is full

The dressings should only be applied by a healthcare professional.

Ordering information

Dressing	Dressing size	2 x dressing kit*	1 x dressing kit**	Fluid Management Packs***
	Multisite small 15cm x 20cm	66022000	66022010	66022020
	Multisite large 20cm x 25cm	66022001	66022011	66022021
	10cm x 20cm	66022002	66022012	66022022
	10cm x 30cm	66022003	66022013	66022023
	10cm x 40cm	66022004	66022014	66022024
	15cm x 15cm	66022005	66022015	66022025
	15cm x 20cm	66022006	66022016	66022026
	15cm x 30cm	66022007	66022017	66022027
	20cm x 20cm	66022008	66022018	66022028
	25cm x 25cm	66022009	66022019	66022029
Consumables		Product code		
	Foam dressing filler	10cm x 12.5cm	66801692	
	Gauze dressing filler	15cm x 17cm	66801691	
	ACTICOAT® Flex 7	1in x 24in	66800544	

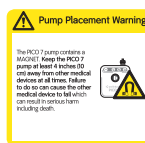
* 2 x dressing kit = 2 dressings + 1 pump; ** 1 x dressing kit = 1 dressing + 1 pump; *** Fluid Management Packs = 5 dressings only

†**PRECAUTION:** Where PICO® is used on infected wounds, more frequent dressing changes may be required. Regular monitoring of the wound should be maintained to check for signs of infection.

††**PRECAUTION:** The use of negative pressure presents a risk of tissue ingrowth into foam when this is used as a wound filler. When using a foam filler with PICO, tissue ingrowth may be reduced by using a non-adherent wound contact layer or by increasing the frequency of dressing changes.

For detailed product information, including indications for use, contraindications, effects, precautions, warnings, and important safety information, please always consult product's Instructions for Use (IFU) prior to use.

For more information on electromagnetic immunity and electromagnetic emissions see: www.mypico.com or ask your Smith & Nephew representative for a hardcopy.



For more information on electromagnetic immunity and electromagnetic emissions, see www.mypico.com or ask your Smith & Nephew representative for a hardcopy.

www.possiblewithpico.com

Advanced Wound Management
Smith & Nephew, Inc.

Fort Worth, TX 76109
USA

www.smith-nephew.com
Customer Care Center
1 800 876-1261
T 727 392-1261
F 727 392-6914

®Trademark of Smith & Nephew
©2018 Smith & Nephew
PCBE1-14182-0818

Supporting healthcare professionals for over 150 years

References:

1. Malmso, M; Huddleston, E; Martin, R; Biological Effects of a Disposable, Canisterless Negative Pressure Wound Therapy System; Eplasty 2014; 2. Data on file reference 1102010 – Bacterial Barrier Testing (wet-wet) of PICO® Dressing with a 7 day Test Duration against *S.marcescens*; Helen Lumb, February 2011; 3. DS.11.057.R2 – *In-vitro* wound model testing of PICO at a low exudate flow rate; Sarah Roberts, April 2011; 4. Hurd T et al: A multi-centre in-market evaluation of ALLEVYN® Gentle Border, Wounds UK, 2009, Vol 5, No 3. 5. DS.11.021.R1 -Wound model investigation of the compatibility of PICO with a range of wound fillers and a wound contact layer Mar 2011. Date on file report 1102008 -The Compatibility of ACTICOAT Flex and PICO Dressings under NPWT Feb 2011